

Integration of Avionics on Yard Stik

Date: 12th Oct 2006

1. Integration of MNAV on Yard Stik

Figure 1 shows the picture of the MNav sensor that is mounted on the adaptor board. The adaptor board has 4 holes that is used to mount the whole assemble to the Yard Stik plane that is shown in figure 2.

Figure 4 shows the 2 balsa wood that is glued to the carbon rod of the Yard Stik which is used to attach to the data modem. Figure 5 shows the assembled modem on the Yard Stik airframe.




Figure 1 MNav with adaptor board




Figure 2 Mounting for sensor adaptor board




Figure 3 Assembled view of the MNav on the Yard Stik




Figure 4 Mounting for the modem




Figure 5 Assembled view of the modem on the Yard Stik